TOWN & COUNTRY
SURFACES

BARRO.

MORE INFO:

Town & Country Surfaces
230 Fifth Avenue
Suite 1714
New York NY 10001

General Inquiries:
info@tncsurfaces.com
Phone: 212-679-0312



Barro is clay, memory and intention.

Born in Portugal in 2013 from the appreciation of material in its purest expression, BARRO tiles express themselves through a contemporary language guided by the balance between aesthetics, function, and sensoriality.

Our tiles reflect a deep connection to materiality and ceramic craftsmanship, embracing imperfection as an essential part of their identity. Variations in the glazes, irregularities in texture, and the way light moves across each surface give every piece its uniqueness, creating a continuous dialogue between precision and spontaneity.

For BARRO, beauty does not lie in excess or imposition, but in the ability of the material to reveal itself gradually through light, shadow, and time.

Each collection is designed to enhance the depth of textures, the subtle reflections of the glazes, the delicacy of the geometries, and the tactile presence of stoneware.

The result is a series of sophisticated surfaces capable of transforming spaces through a discreet and deeply contemporary elegance.

More than wall coverings, BARRO tiles are architectural objects that exist through the relationship between material, light, and space.

ABOUT BARRO

Founded in 2013, BARRO was born from a desire to reinvent Portuguese tile by making it perfectly imperfect.
Each tile carries colour, clay, form, meaning, imperfection, grace, and contemporary design.
BARRO is part of Cerâmica da Borralheira, a family-owned company with over 50 years of experience.
Shaped by the combination of artisanal technique, modern design and respect for imperfection — because it is within it that the true identity of handcrafted work lies.
Our tiles are made to withstand trends, to be loved and functional throughout a lifetime, and even passed down from generation to generation.
More than wall coverings, BARRO tiles are architectural objects that exist through the relationship between material, light, and space.



OUR PHILOSOPHY

WE CREATE PERFECTLY IMPERFECT TILES

BARRO is born to remind us that perfection lies in imperfection. Each tile is the result of a manual process, where the human touch leaves unique marks. This imperfection is a signature: the expression of the relationship between the artisan and the material.

At BARRO, clay is origin and transformation. We celebrate the natural rhythm of the craft, the subtle variations and the power of creating with time and intention.

It is about creating pieces that become part of the spaces and memories of those who inhabit them.







OUR FACTORY

Every BARRO collection is developed and manufactured in our own production facility in Portugal.
Maintaining every stage of production under one roof allows us to ensure consistent quality, flexibility and close attention to detail. Our team combines technical expertise with artisanal knowledge to deliver products that meet the highest standards of design and performance.



THE PROCESS

The production process at BARRO combines artisanal know-how with rigorous technical control at every stage.
Each piece is shaped and finished, benefiting from the human touch that gives it character. After controlled drying, the tiles are fired in a kiln at approximately 1100 °C, a temperature that ensures proper vitrification of the stoneware, providing high mechanical strength.
The entire process incorporates continuous quality controls — from the careful selection of raw materials to testing and finishing.



Technical Summary:
·Raw material: Stoneware (body produced in-house)
·Drying: Controlled, manual/assisted
·Firing: 1100 °C
·Water absorption: ≈ 4.8%
·Quality control: Visual inspections

Our process is filled with the collaboration of many people that got all together to help us create a product that would embody our inspirations and our desire to help build a more sustainable and slow-paced world.

MATERIALS

BARRO tiles are produced usinghigh-quality stoneware and carefully selected glazes.
Our materials are chosen for their durability, richness and suitability for both residential and commercial applications.
We offer four clay bodies: white, terracotta, grey and black.
The choice of body is not merely aesthetic, it defines the material identity of every piece.
The natural properties of stoneware provide excellent resistance, low water absorption and long-term performance, while the glazes create depth, texture and colour variations that make every piece unique.













SUSTAINABILITY

BARRO understands sustainability as a natural consequence of the artisanal workflow.
Our process is built around reducing waste and reusing materials whenever possible. We developed a range of recycled glazes created from by-products of our own production cycle.
Through our water treatment and recovery systems, we collect and transform ceramic particles into new glaze compositions, giving existing materials a new use.
We have also introduced recycled clay into our stoneware bodies using trimming waste and unfired ceramic shards, with the goal of continuously reducing landfill throughout production.
Our factory runs on 100% green energy, and our kilns use a heat recovery system that allows us to reuse energy generated during firing to power other stages of production.
We also believe sustainability is about people. Every piece is shaped by skilled hands, and every stage of the process reflects a more conscious and considered way of making.



TILE COLLECTION

BARRO plays with color and shape, reimagining Portuguese tile through a contemporary design language.
Every collection can be produced in any colour and finish, offering complete design flexibility to suit the unique requirements of each project.
Whether used individually or mixed together, our collections provide designers with creative freedom.
Each collection is developed to balance simplicity, craftsmanship and timeless design.

FARO



DIMENSIONS
13.5 x 13.5 cm

THICKNESS
1.7 cm

MOQ
5 sqm

PIECES PER SQM
54

*dimensions may vary
*this collection consists of two pieces and is only sold as a set
*the color of the piece is VAPOR

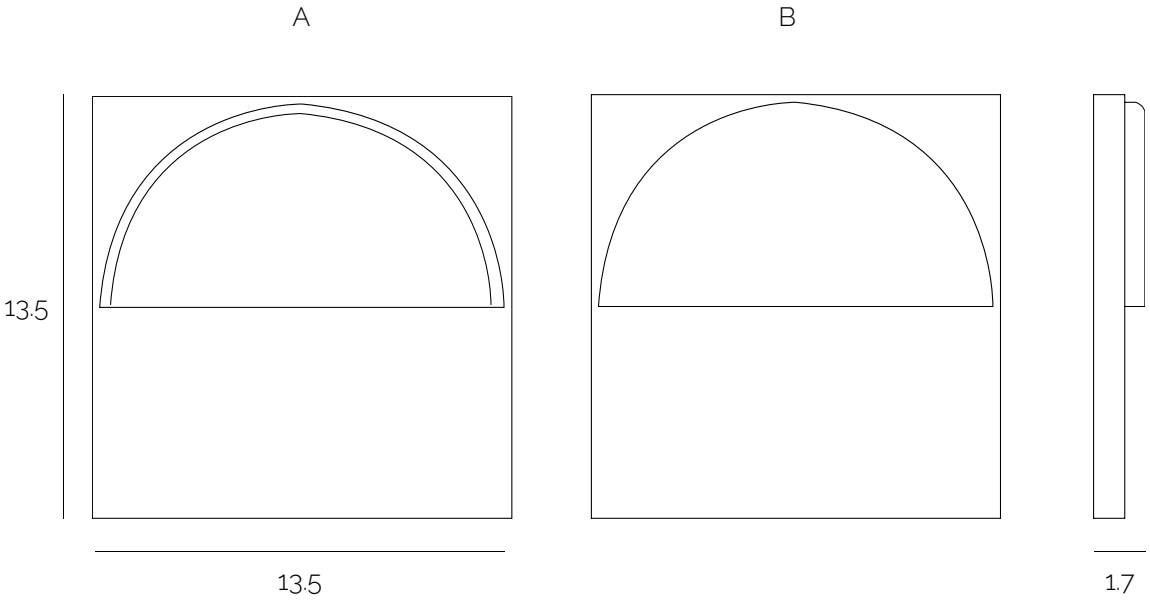

LAYING SCHEMES

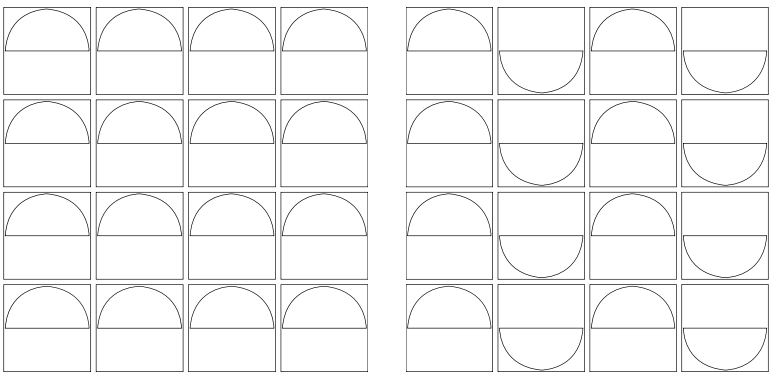

TORRE



DIMENSIONS
10 x 10 cm

THICKNESS
1.2 cm

MOQ
5 sqm

PIECES PER SQM
100

*dimensions may vary
*the color of the piece is 25001/472

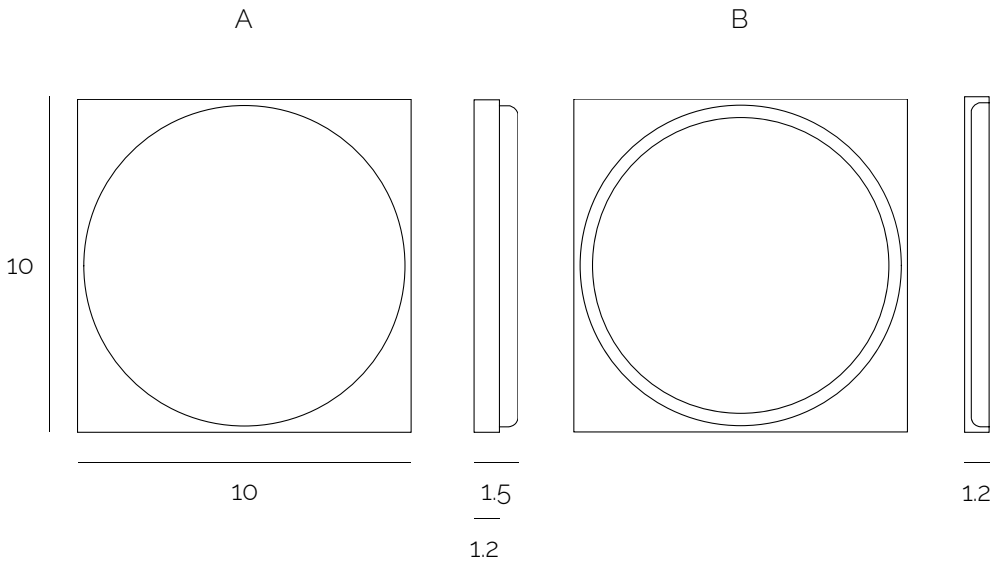

LAYING SCHEMES



LISBON



DIMENSIONS
15.8 x 7.8 cm

THICKNESS
0.7 cm

MOQ
5 sqm

PIECES PER SQM
80

*dimensions may vary
*the color of the piece is CARBON

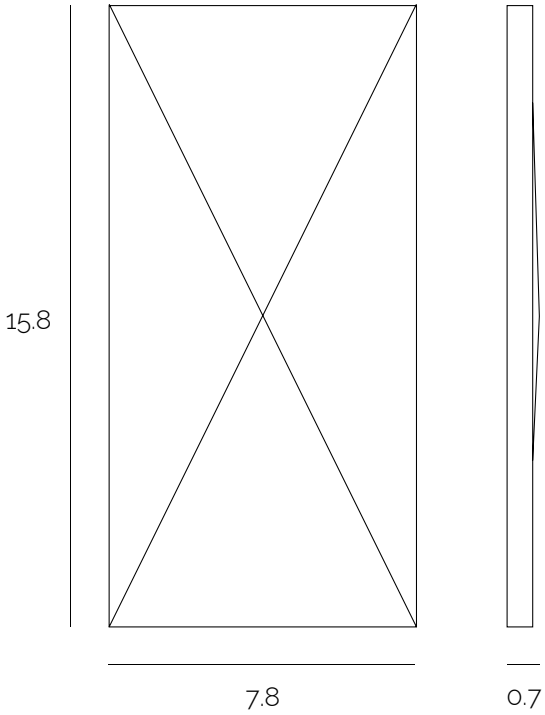

LAYING SCHEMES



LISBON - TRIANGLE



DIMENSIONS
15.9 x 7.7 cm

THICKNESS
1 cm

MOQ
5 sqm

PIECES PER SQM
80

*dimensions may vary
*this collection consists of two pieces and is only sold as a set
*the color of the piece is AGAVE

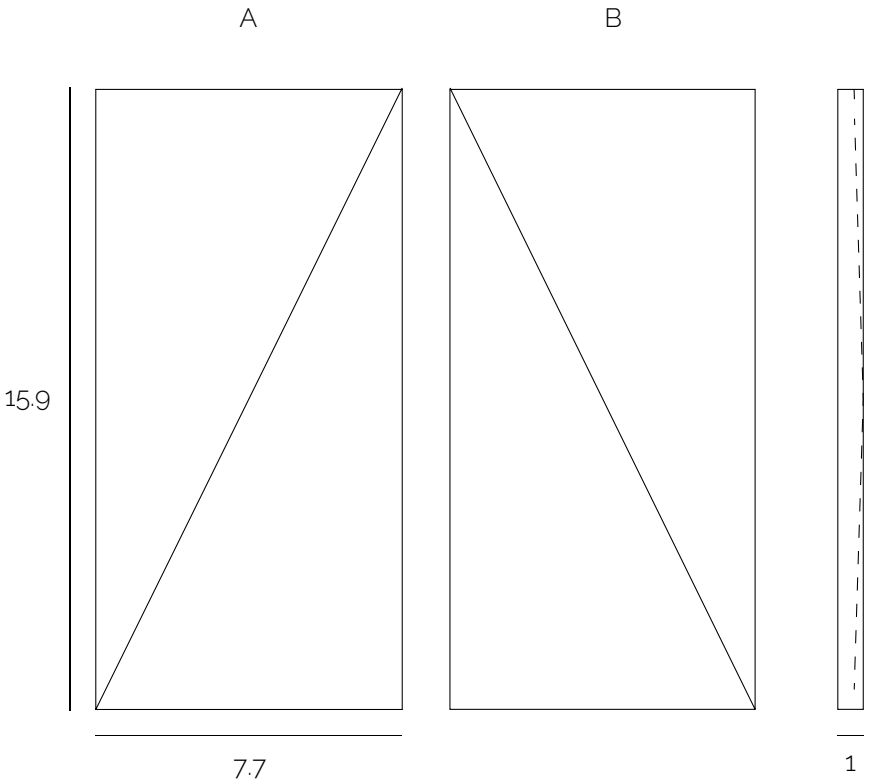

LAYING SCHEMES

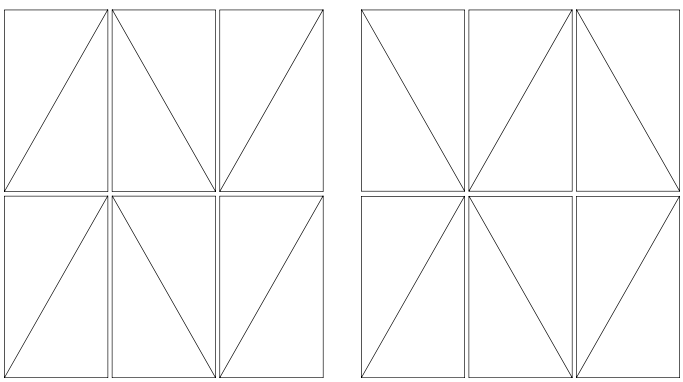

LISBON - SURFACE



DIMENSIONS
15.8 x 7.8 cm

THICKNESS
0.7 cm

MOQ
5 sqm

PIECES PER SQM
80

*dimensions may vary
*the color of the piece is MEADOW



LAYING SCHEMES







Beit Ward Restaurant | Mary Dagher

AMADORA



DIMENSIONS
17 x 8.5 cm

THICKNESS
1.2 cm

MOQ
5 sqm

PIECES PER SQM
70

*dimensions may vary
*the color of the piece is MEADOW

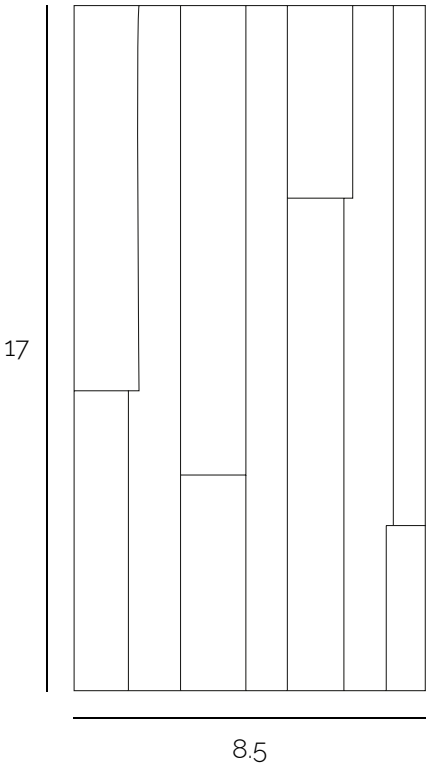

LAYING SCHEMES

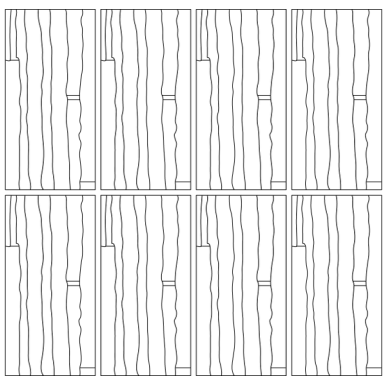

SINTRA



DIMENSIONS
16.5 - 16.7 x 8.4 cm

THICKNESS
1.1 | 1.6 cm

MOQ
5 sqm

PIECES PER SQM
80

*dimensions may vary
*this collection consists of six pieces and is only sold as a set
*the color of the piece is SMOKE



LAYING SCHEMES

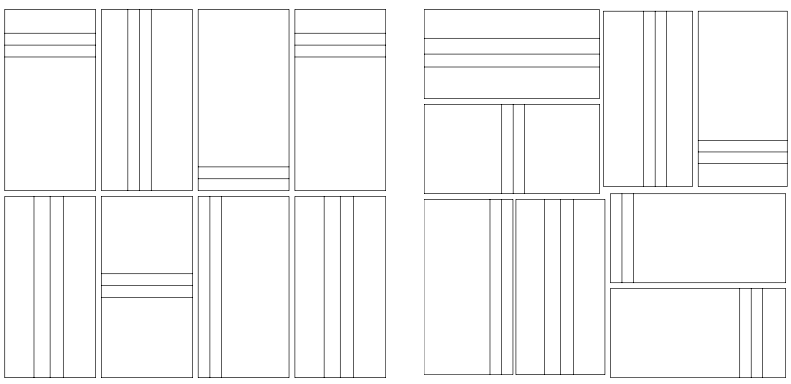

LAGOS



DIMENSIONS
23.7 x 7.6 cm

THICKNESS
1.4 cm

MOQ
5 sqm

PIECES PER SQM
55

*dimensions may vary
*the color of the piece is CHESTNUT

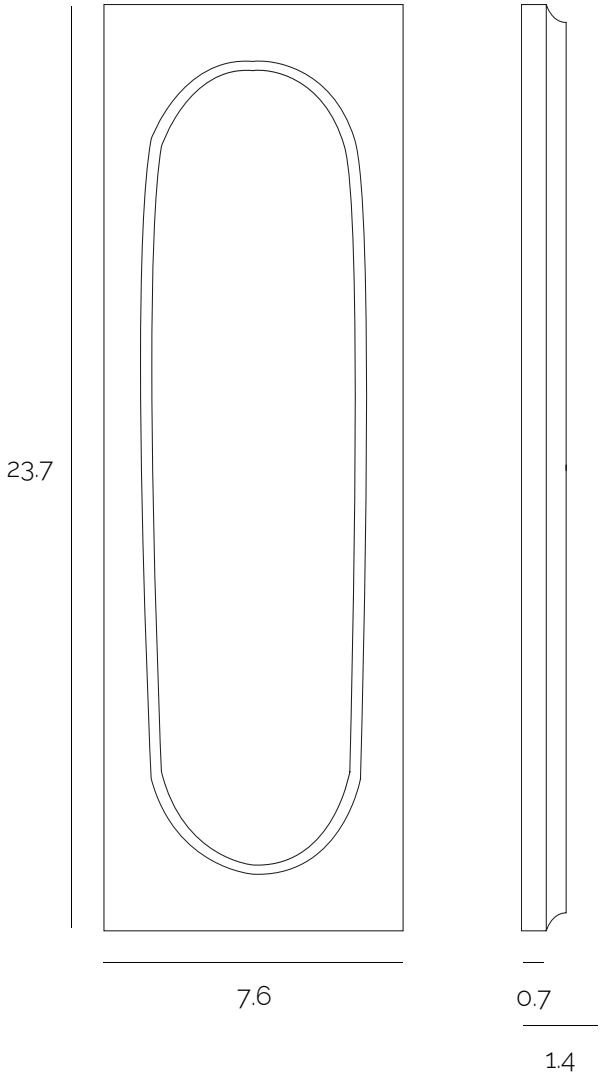

LAYING SCHEMES

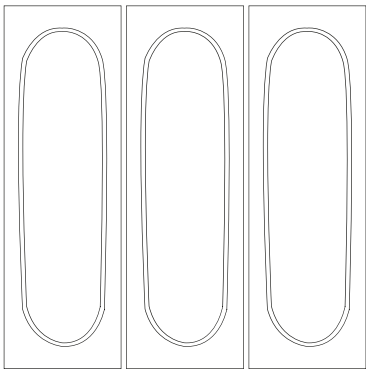

LAGOS - FLAT



DIMENSIONS
23.7 x 7.6 cm

THICKNESS
0.9 cm

MOQ
5 sqm

PIECES PER SQM
55

*dimensions may vary
*the color of the piece is MERLOT



LAYING SCHEMES







Rue Vital | Caroline Andréoni

MONTE NOVO - TRIANGLE



DIMENSIONS
13.5 x 13.5 cm

THICKNESS
1.7 cm

MOQ
5 sqm

PIECES PER SQM
54

*dimensions may vary
*the color of the piece is CHESTNUT

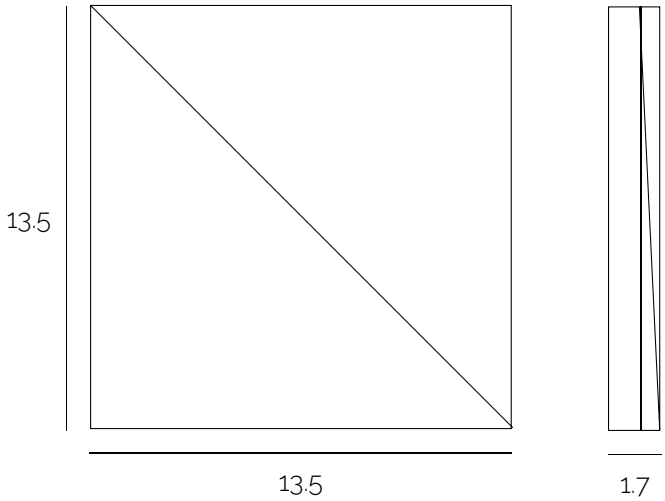

LAYING SCHEMES

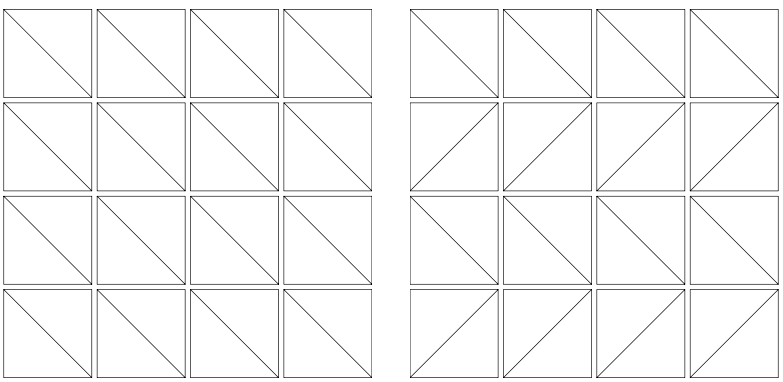

LAPA

by JoaquimPortela



DIMENSIONS
20.3 x 5 cm

THICKNESS
1.3 cm

MOQ
5 sqm

PIECES PER SQM
100

*dimensions may vary
*the color of the piece is VC418/47 BL

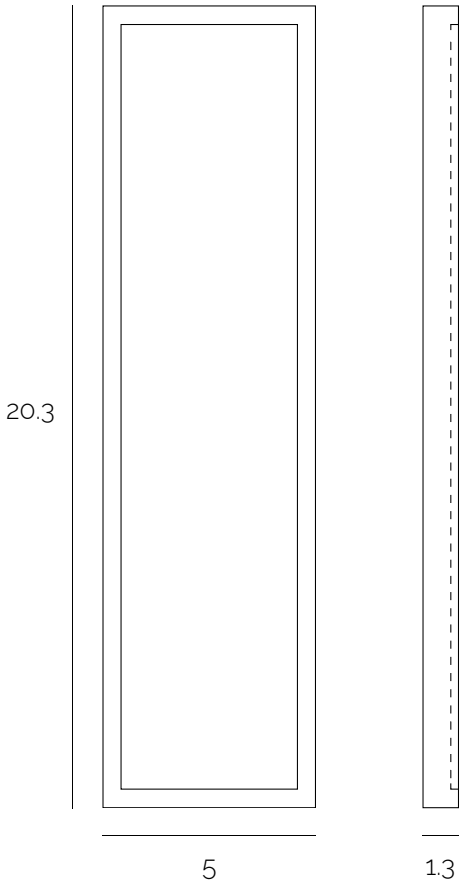

LAYING SCHEMES



TILE COLLECTION

Design by **CHRISTIAN HAAS**



For **CHRISTIAN HAAS** and his team, tiles are more than just a surface. They define the identity of a building and endure through time.
His collection is a tribute to craftsmanship, where material integrity and thoughtful design come together to create something lasting and distinctive.

At the heart of the collection is **BARRO**'s expertise in ceramics. Each tile reflects the precision of handmade processes, with subtle variations in texture and tone that lend depth and character.
The carefully curated palette of ten natural tones draws inspiration from organic landscapes and the colors of nature.

With seven distinct tile series, Christian's collection explores the relationship between volume, light, and shadow. The result is a surface that evolves with its surroundings.

Designed for architects and interior designers, this collection strikes a balance between tradition and modernity, craftsmanship and durability. It invites the creation of spaces with depth, warmth, and a lasting sense of harmony.

AVEIRO







DIMENSIONS
13,5 x 13,5 cm

THICKNESS
1.5 cm

MOQ
5 sqm

PIECES PER SQM
54
*dimensions may vary
*available in a palette of 10 nature-inspired colors

A

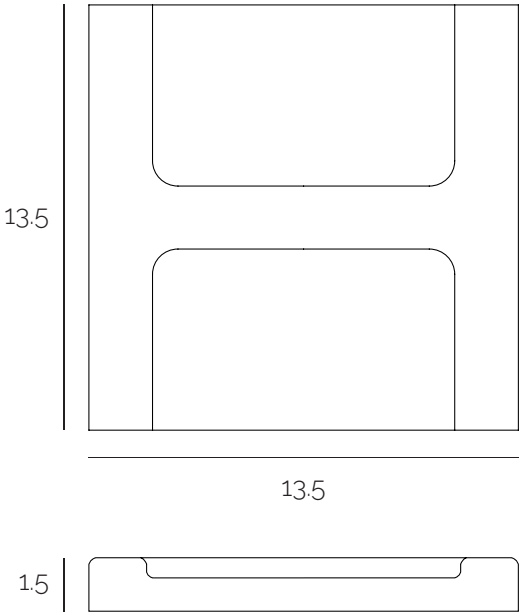

B



C



LAYING SCHEMES













Defined by its clean, architectural lines, AMBU features three designs with a strong typographical quality.



The tiles function individually or in combination, creating versatile patterns with understated elegance.

CHARNECA



DIMENSIONS
20 x 10 cm

THICKNESS
2.5 cm

MOQ
5 sqm

PIECES PER SQM
54
*dimensions may vary
*available in a palette of 10 nature-inspired colors


20
10
2.5

LAYING SCHEMES

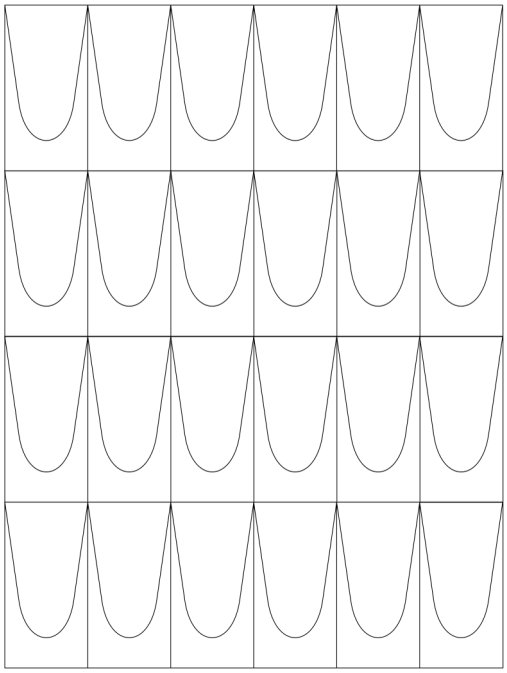

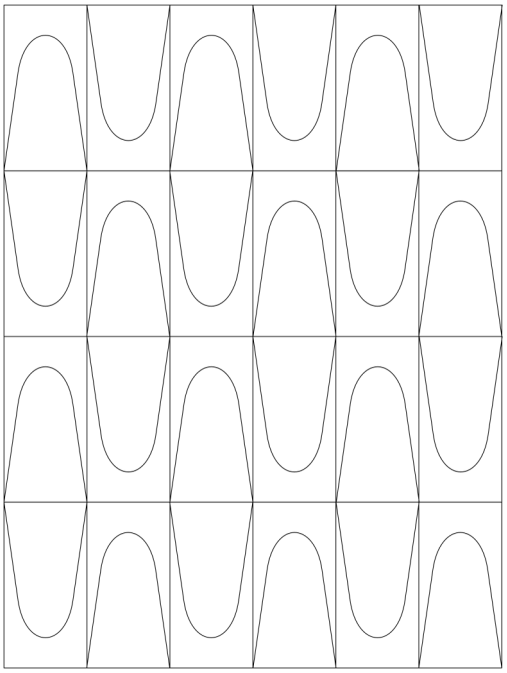

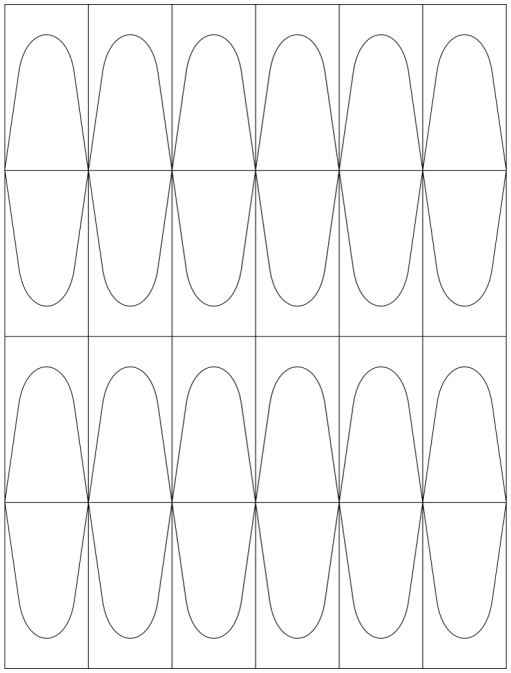

CHARNECA explores the interplay of convex and concave forms, creating a dynamic visual rhythm.



Light interacts with the surfaces in captivating ways, casting soft shadows that amplify their three-dimensional quality.

VIGO



DIMENSIONS
20 x 7 cm

THICKNESS
1.5 cm

MOQ
5 sqm

PIECES PER SQM
100

*dimensions may vary

*available in a palette of 10 nature-inspired colors

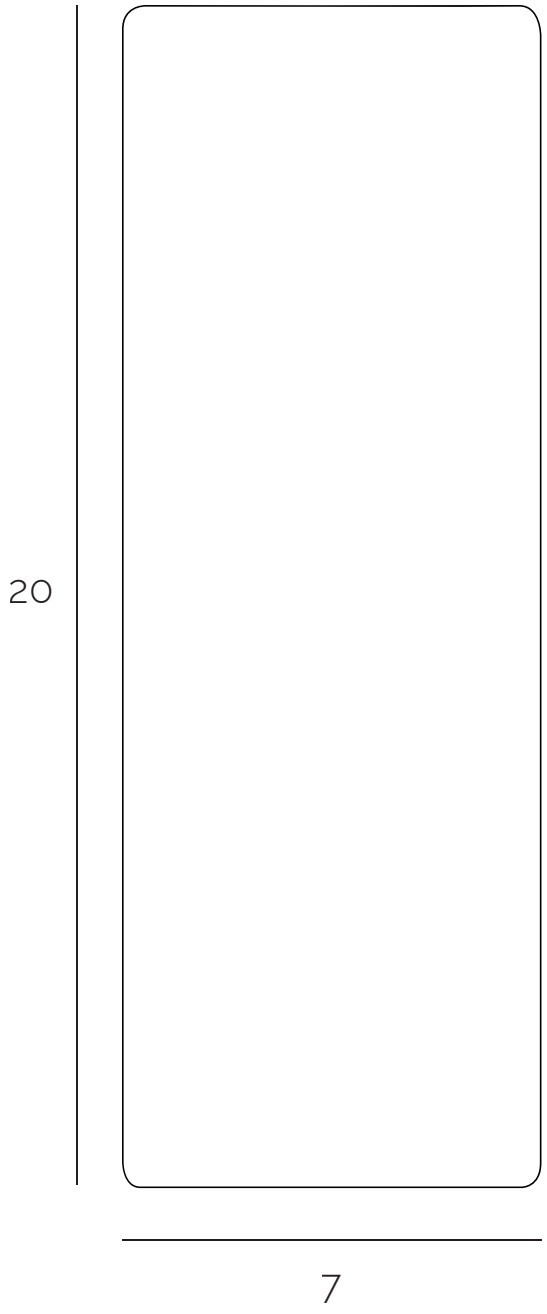
20
7
1.5

LAYING SCHEMES

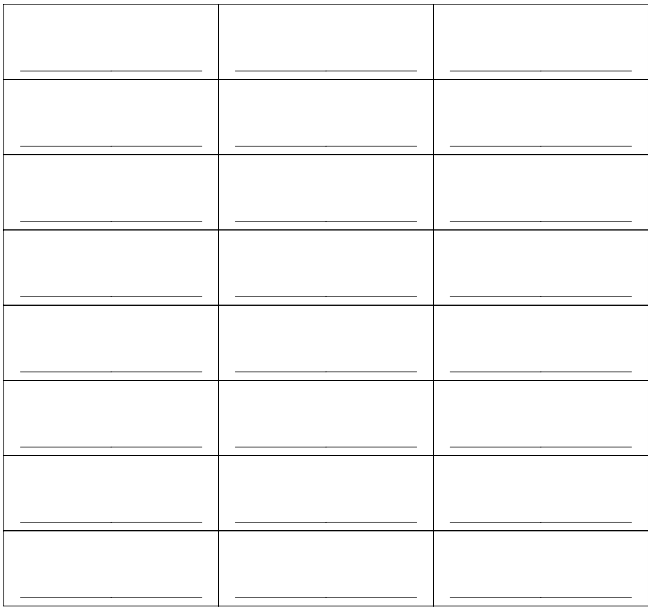



With a slender profile and subtle asymmetric undulation,
VIGO evokes gentle waves lapping at the shore.



The delicate asymmetry adds depth,
making it visually intriguing yet calming.

TAVRIA



DIMENSIONS
13.5 x 13.5 cm

THICKNESS
1.5 cm

MOQ
5 sqm

PIECES PER SQM
54
*dimensions may vary
*available in a palette of 10 nature-inspired colors

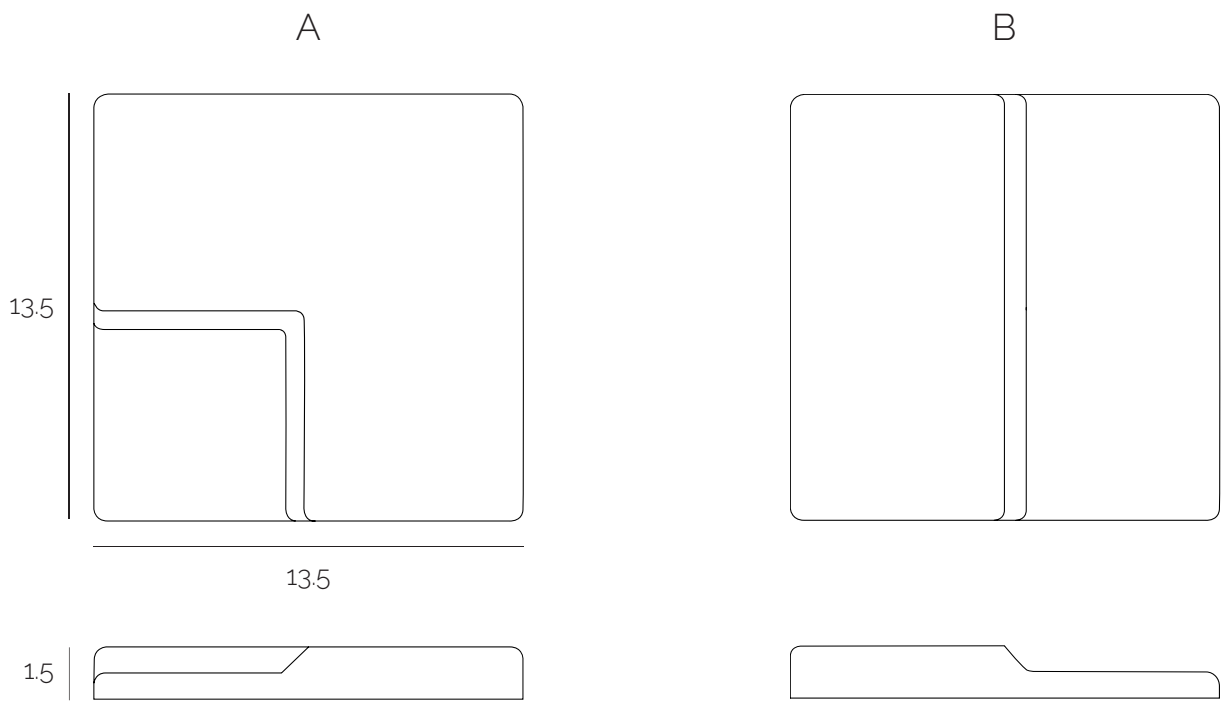
A
B
13.5
13.5
1.5

LAYING SCHEMES



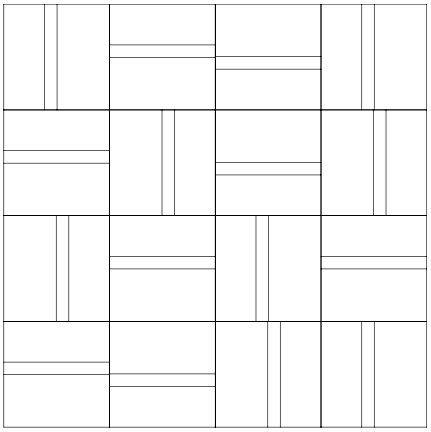

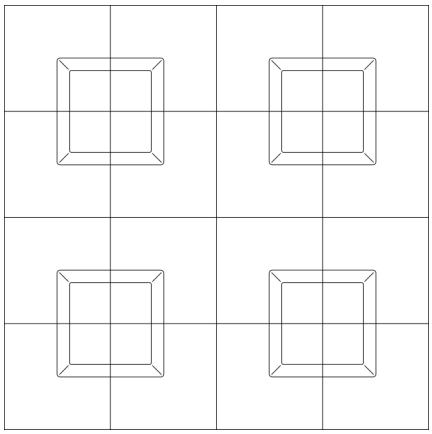

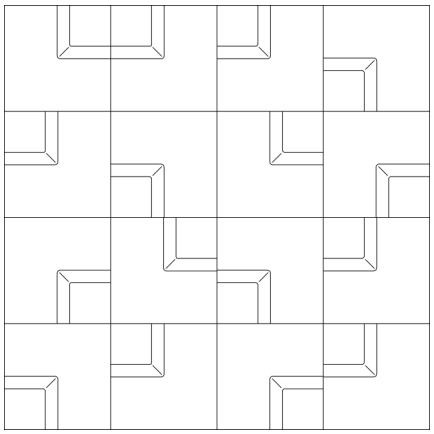

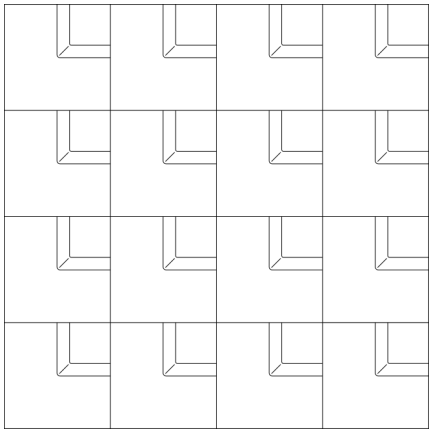

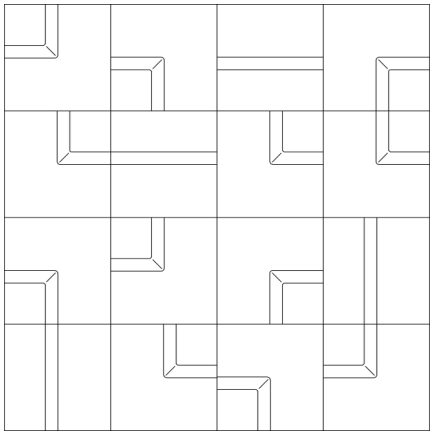

A bold, graphic series, PAZ commands attention with its striking three-dimensional forms.



Two distinct designs allow for structured or irregular patterns, creating movement and energy.

A bold, graphic series, PAZ commands attention with its striking three-dimensional forms.



Two distinct designs allow for structured or irregular patterns, creating movement and energy.

BEJA







DIMENSIONS
13.5 x 13.5 cm

THICKNESS
1.5 cm

MOQ
5 sqm

PIECES PER SQM
54

*dimensions may vary

*available in a palette of 10 nature-inspired colors

A

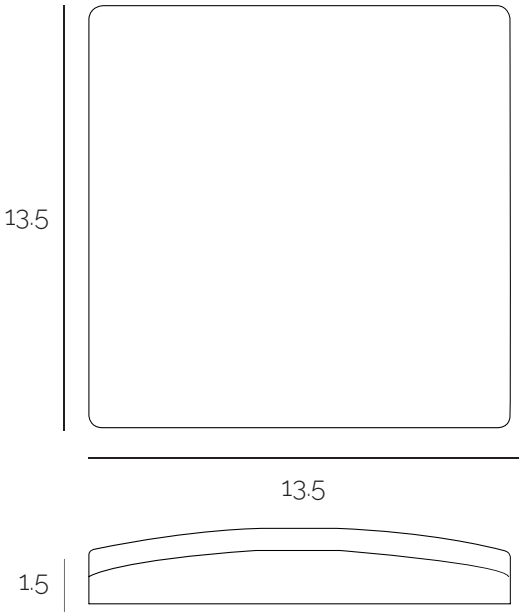

B

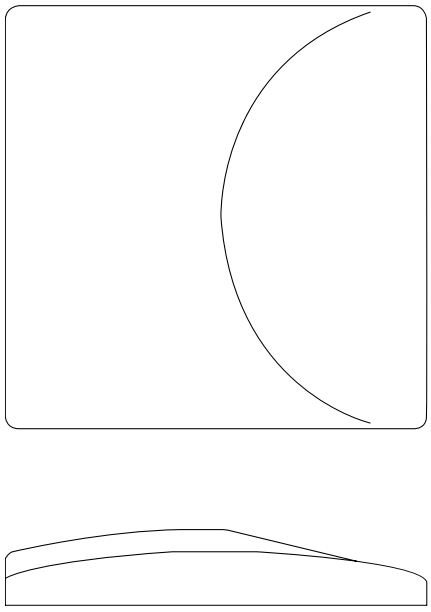

C

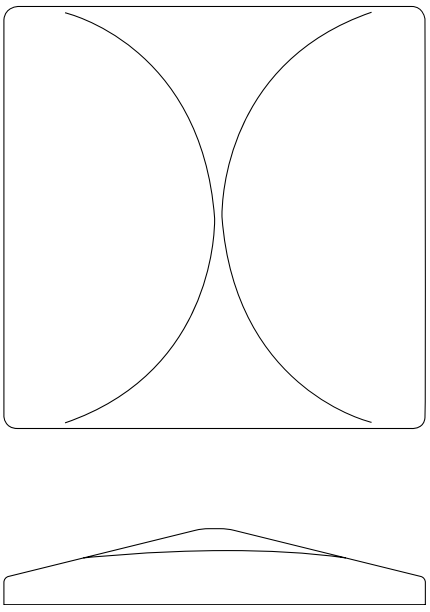

LAYING SCHEMES

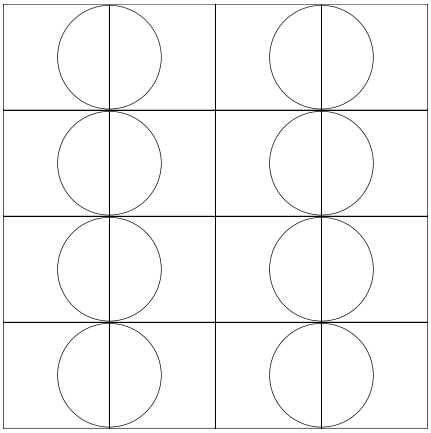

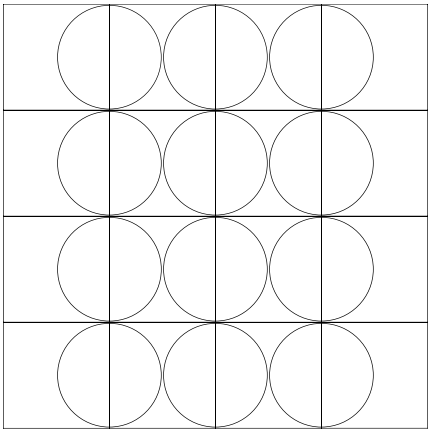

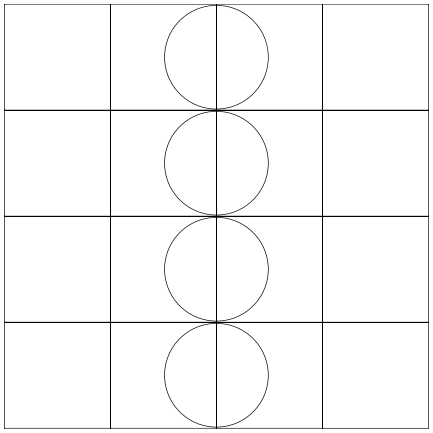

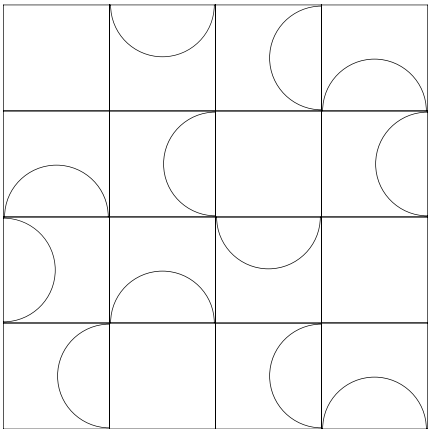



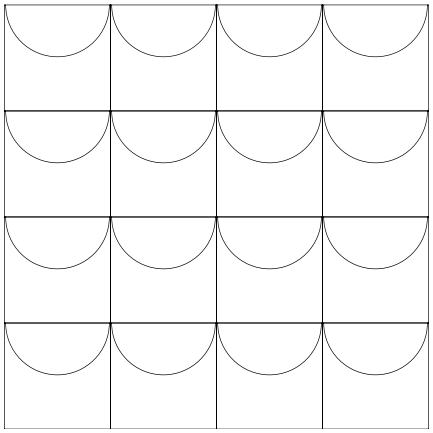

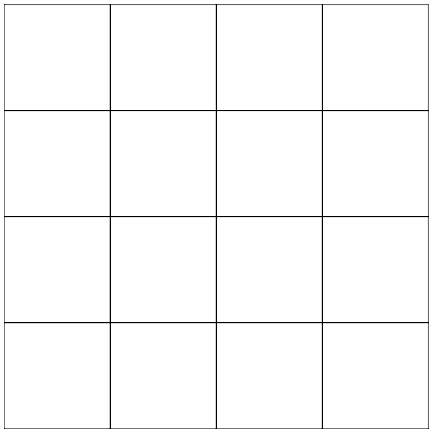

BEJA is defined by its playful, optimistic spirit, offering three distinct designs that encourage experimentation.



Each variation features a subtly sculpted surface: one with a single convex bump, another with a bump intersected by a single cut, and a third where two cuts create a circular interplay of form and shadow.

GLAZES

COLORS

Matte
A soft, non-reflective finish with a natural appearance.

Gloss
A smooth, reflective finish that intensifies colour and light, bringing vibrancy and elegance to the surface.

Natural
A glaze that reacts naturally during firing, producing unique variations in colour and texture. No two pieces are exactly alike, making each tile truly one of a kind.

47 colours to explore, with endless possibilities for customisation.

We can develop bespoke shades based on PANTONE, NCS or RAL references, tailored to each project.

As every tile is handcrafted, slight variations in colour and finish may occur between pieces — especially on textured surfaces. Images may also differ slightly from the final product.



CREAM



CLOTH



JEWEL



MIST



ARCTIC



IVORY



DESERT



SENAPE



AMBER



MANDERINS



ORCRE



SQUASH



BASALT



PINK



BON BON



DARK ROSE



MAUVE



BOLLOCKWORT



BLOOM



MAGNERA



CARMINE



VERMILION



MERLOT



CHESTNUT



ESPRESSSO



CAFFE



KHAKI



TOFFEE



SOIL



AGAVE



MEADOW



LICHEN



HONEYDEW



SEAWEED



CHARTREUSE



FROST



ETHEREAL



SUBMARINE



CYANIC



VAPOR



CERULEAN



SMOKE



CARBON



STEEL GREY



TIN



SOOTY



OBSIDIAN



MAR AZUL



OPERA

CLAY



BLACK



GREY



TERRACOTTA



CLAY

100% REUSED, 100% COMMITED



RAIN WATER CAPTION SYSTEM
A system with a 300,000-litre capacity ensures self-sufficiency for up to 18 days.



CLEAN ENERGY
We combine our own solar panels with green electricity from the grid.



VACCUM SYSTEM FOR SOLID PARTICLES
Dust and particles are not released into the air — they are collected in big bags and reused in the glazing process, closing the loop.



HEAT RECOVERY
The heat produced by the kilns is recovered and used to power the dryers.



NATURAL LIGHT
Our factory was designed to maximize daylight, reducing electricity consumption and creating a healthier, more pleasant working envSTEEL GREYment.



WATER TREATMENT & REUSE
All water used in production is treated on-site and reintroduced into the process.



RAW MATERIAL SAVINGS
Dry clay and trimmings from the production process are recovered and reintegrated, reducing material waste.



GLAZE REUSE
Glazing machines are equipped with a suction system that collects excess glaze, dries it and transforms it into powder — which is then reintroduced into production.



WASTE SEPARATION
The entire factory's waste is carefully sorted and sent to a specialized waste management team.

INFORMATION



BUDGET
We provide a personalized quote including shipping costs, tailored to your project.



SAMPLES
Request a free sample of the model and color you choose — because experiencing the tile is essential.



ORDER CONFIRMATION
Once the order and payment are finalized as agreed, production begins.



PROJECT CUSTOMIZATION
Our team carefully designs and produces your order, bringing your vision to life..



HANDMADE
Each tile is handled, cared for and finished by skilled hands — real people behind every piece.



PRODUCTION TIME
Approximately 4 to 6 weeks from order confirmation.



SELECTION, PACKING AND DELIVERY
Tiles are packed one by one using eco-friendly packaging to ensure a safe and responsible delivery.

APPLICATIONS

BARRO products are suitable for a wide range of interior and exterior applications, including:

- Residential projects
- Hospitality
- Restaurants and cafés
- Retail spaces
- Corporate envSTEEL GREYments
- Public buildings
- Bespoke architectural projects
- Pools

















APPLICATION

Our tiles are made to last - perfect for swimming pools, facades, bathrooms, kitchens and a wide range of indoor and outdoor spaces. Fired at high temperatures above 1,140˚C, each stoneware piece receives a liquid glaze that defines its unique colour and texture. This process results in a hard, non-porous and impermeable surface. Because tiles naturally shrink during firing, slight variations in size, tone and texture are to be expected. These subtle irregularities are a testament to authentic ceramic craftsmanship. To help ensure a smooth application and lasting results, follow the guidelines.

BEFORE INSTALATION

- Check substrate conditions

Ensure the surface is level, stable, clean, dry and free of dust, oils or loose particles.

• EnvSTEEL GREYmental conditions

Avoid installing tiles in extremely hot, cold or humid conditions. The ideal temperature range is between 5˚C and 30˚C.

- Layout planning

Dry-lay a few tiles to visualise the pattern, orientation and any tonal variation. Adjust layout accordingly.

INSTALATION

- Adhesive selection

Choose a high-performance adhesive suited to the type of substrate, tile size and to application area (e.g., flexible epoxy or cement-based mortar). For wet areas, swimming pools or fac;ades, use specific waterproof and high-bond strength adhesives.

- Cutting

Use a wet saw with a diamond blade for clean, precise cuts, especially with harder stoneware tiles.

- Joint spacing

Allow for uniform grout joints. The recommended spacing varies by tile format but is typically 2-5 mm.

GROUNTING & FINISHING

- Grout selection

Use a grout compatible with the tile surface and application type (e.g., waterproof grout for wet zones). Consider colour carefully - it can either blend with or highlight the tile.

- Cleaning excess grout

Remove grout residue promptly before it sets to avoid permanent haze. Use a soft sponge and clean water.

MAINTENANCE

To preserve the beauty and longevity of your tiles, regular and gentle care is essential. Proper maintenance helps protect the glaze, maintain the colour intensity, and avoid surface damage over time.

General guidelines:

- Handle with care

Prevent scratches, chips or permanent damage by avoiding heavy impact, dragging objects over the surface or using metal tools.

• Avoid harsh chemicals

Steer clear of acidic, alkaline, or abrasive cleaners (such as bleach, ammonia, vinegar, or scouring powders), which can degrade the glaze or grout.

- Use the right tools

Opt for soft cloths, microfibre mops, or natural-bristle brushes. Avoid steel wool, scouring pads or hard plastic scrubbers.

ROUTINE CLEANING

- Daily or weekly care

Clean tiles using a pH-neutral cleaner diluted in warm water. Wipe or mop the surface gently and dry with a soft cloth to avoid streaks or water spots.

- Dust & debris

Sweep or vacuum frequently to prevent grit from scratching the surface, especially in high-traffic areas.

- Drying

On glossy or dark tiles, water spots may be visible. After cleaning, dry the tiles with a clean, dry cloth to restore their natural shine.

TARGETED CLEANING

- Grout lines

Use a soft-bristle brush and a mild detergent to scrub grout lines when necessary. Avoid bleach, as it can cause discolouration or degrade the grout.

- Grease & oil (kitchens)

Clean splatters immediately using a mild degreaser or warm water with a few drops of dish soap.
Long exposure to oil can darken certain tiles, especially those with matte or textured finishes.

• Limescale & hard water stains

Use a specific ceramic-safe descaler, avoiding vinegar or other acidic agents. Always rinse thoroughly.

• Mould & mildew (wet areas)

Ensure proper ventilation. For occasional mould, use an oxygen-based cleaner (not chlorine-based) and scrub gently.

SEASONAL & PREVENTIVE CARE

- Sealing grout (if applicable)

In high-moisture or outdoor areas, sealing grout lines can help prevent staining and water absorption.

- Outdoor installations

Periodically inspect for moss, algae, or mineral buildup. Use a low-pressure washer with mild detergent when needed - never use high-pressure settings directly on the tiles.

- Avoid standing water

Particularly for outdoor or bathroom floors, prolonged exposure to water can lead to staining or mildew growth.

ADDITIONAL TIPS

- Test before use

Always test any new cleaner or method on a small, inconspicuous area first.

- Matte/glossy finishes

Matte tiles may show grease or water more visibly and benefit from more frequent light cleaning. Glossy tiles are easier to wipe clean but may show smudges or fingerprints.

- Stain prevention

For lighter-coloured or textured tiles, clean spills promptly to avoid absorption or permanent marking.

WHY BARRO?

A trusted partner for design professionals.
Choosing BARRO means partnering with a team committed to quality, design and long-term collaboration.

We offer:

• Expertise of a family-owned company with over 50 years of experience • Handmade stoneware collections
• Designed and manufactured in Portugal
• Contemporary and timeless aesthetics
• Premium product quality
• Flexible solutions for projects
• Marketing and sales support
• Sample boxes and display guidelines
• Communication material and support

WORKING TOGETHER

BARRO is a statement. A way of living. Crafted to last for more than a lifetime.
Every tile embraces small variations and organic textures bringing humanity, authenticity and individuality to every space.
At BARRO, we believe successful partnerships are built on trust, communication and shared ambition.
We work closely with distributors, architects and design professionals by providing product expertise, technical support and marketing tools that help introduce our collections to new markets.


We create
PERFECTLY
IMPERFECT
tiles