


Notes

Ceramic Wall Tile



COLOR AVAILABILITY



East White
Solid
MELEAS55


East White
Audrey Decor
MELEASAUD55

East White
Bloom Decor
MELEASCHL55

Keme Ash
Solid
MELEME55

Keme Ash
Audrey Decor
MELEMEAUD55

Keme Ash
Bloom Decor
MELEMECHL55



Melodic
Blue Solid
MELLYR55

Melodic Blue
Audrey Decor
MELLYRAUD55



Melodic Blue
Bloom Decor
MELLYRCHL55

Forge Grey
Solid
MELMIN55

East White
Nobel Decor
MELMINAUD55

Forge Grey
Bloom Decor
MELMINCHL55

SIZE AVAILABILITY

	NOMINAL SIZE	ACTUAL SIZE	THICKNESS	PC/CARTON	SQ.FT/CARTON
	5" x 5"	5.12" x 5.12"	3/8"	30	5.40
	0.5" x 10" Trim	N/A	N/A	10	N/A

Notes

Ceramic Wall Tile



TECHNICAL SPECIFICATIONS	WALL
Material Type	Ceramic
Finish	Glossy
Edge	Pressed
Color Variation	V3
Printing	N / A
Installation	Wall
Usage	Residential / Commercial
Grout Joint Recomm.	1/8"
Thickness	3/8"
Shower Pan	No
Pool Lining*	No
Fireplace Surround*	Yes
Frost Resistant	No

*Proper installation methods must be followed per project. Please reference TCNA for more information.

TEST RESULTS	WALL
Water Absorption (C373)	> 7%
Breaking Strength (C648)	N/A
Surface Abrasion (MOHS)	N/A
Chem. Resistance (C650)	Resistant
D.C.O.F. (A137.1)	N/A
Scratch Hardness (P.E.I)	N/A

Variations in shade, texture and edge profile are inherent in all glass, ceramic, porcelain and stone tile. Always inspect product prior to installation.

MORE INFO:



Town & Country Surfaces
230 Fifth Avenue
Suite 1714
New York NY 10001
General Inquiries:
info@tncsurfaces.com
Phone: 212-679-0312

