

T-817 Sweet Bars

Product Sheet & Technical Characteristics



TOWN &
COUNTRY
SURFACES



MORE INFO:

Town & Country Surfaces

230 Fifth Avenue
Suite 1714
New York NY 10001

General Inquiries:

info@tncsurfaces.com
Phone: 212-679-0312



SWEET BARS

Is there anything better than being surrounded by niceness?

Chic matt colours, fresh and vibrant translucents, earthy organic clays, rich deep minerals or even altogether fused in harmony

Flavour your day and nourish your senses!



01. SIZES, COLOURS AND FINISHES	<i>pag. 4</i>
02. GET INSPIRED	<i>pag.16</i>
03. PACKING	<i>pag. 38</i>
04. PRICE CODE	<i>pag. 38</i>
05. TECHNICAL DRAWINGS	<i>pag. 39</i>
06. TECHNICAL FEATURES	<i>pag. 40</i>
07. RECOMMENDATIONS	<i>pag. 42</i>



SB
11,6x11,6cm / 4.6"x4.6"

P **\$** W32 (Matt & White Gloss)
W41 (Gloss)



SB White Gloss



SB Turques Gloss



SB Honey Gloss



SB Olive Gloss



SB Teal Gloss



SB Indigo Gloss



SB Biscuit Matt



SB Tan Matt



SB Tan Matt
SB Turques Gloss



SB Turques Gloss

Floor Tiles: **Roots S**
Turques Gloss & Cotto

SB
12,5x25 cm / 5"x10"



SB White Matt



SB Sand Matt



SB Grey Matt



SB Blush Matt




SB Sage Matt



SB Teal Matt



SB Berry Matt



SB Grey Matt
SB White Matt



SB Grey Matt
SB White Matt

Floor Tiles: Contempo Strip Natural
(Love Affairs Collection)

SB
12,5x25 cm / 5"x10"



SB Deep White



SB Greige



SB Mineral Grey



SB Coral



SB Fern




SB Royal Green



SB Peacock Blue



SB Ebony



SB Coral
SB Deep White






SB Ebony
Fayenza Square Ebony

◀ SB Blush Matt

Floor Tiles: Solid Chalk S & Basalt XS



SB Sage Matt
Grace Sage Matt

SB Greige ▶
Fayenza Greige

Floor Tiles: Bejmat Square Tan Matt





SB Indigo Gloss

◀ SB Grey Matt

Floor Tiles: Contempo Strip Oak
(Love Affairs Collection)

SB Sand Matt ▶
Grace Sand Matt





SB Biscuit Matt

SB Tan Matt ▶
SB Teal Gloss





DB Deep White

SB Teal Matt
◀ Floor Tiles: **Color Drops** Off White



SB Berry Matt


SB Mineral Grey ▶

Floor Tiles: Concrete Strip Ash Grey
(Love Affairs Collection)





SB Fern ▶




SB Honey Gloss


Floor Tiles: **Bejmat** Square Tan

◀ SB Peacock Blue

Floor Tiles: **Tesseræ** Play Blanc




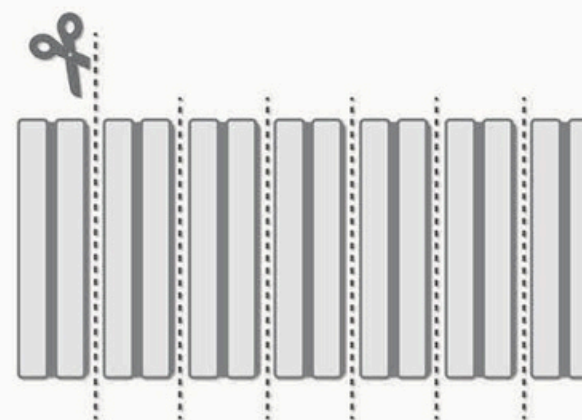
SB White Gloss



SB Olive Gloss



HOW TO CREATE ROUNDED CORNERS



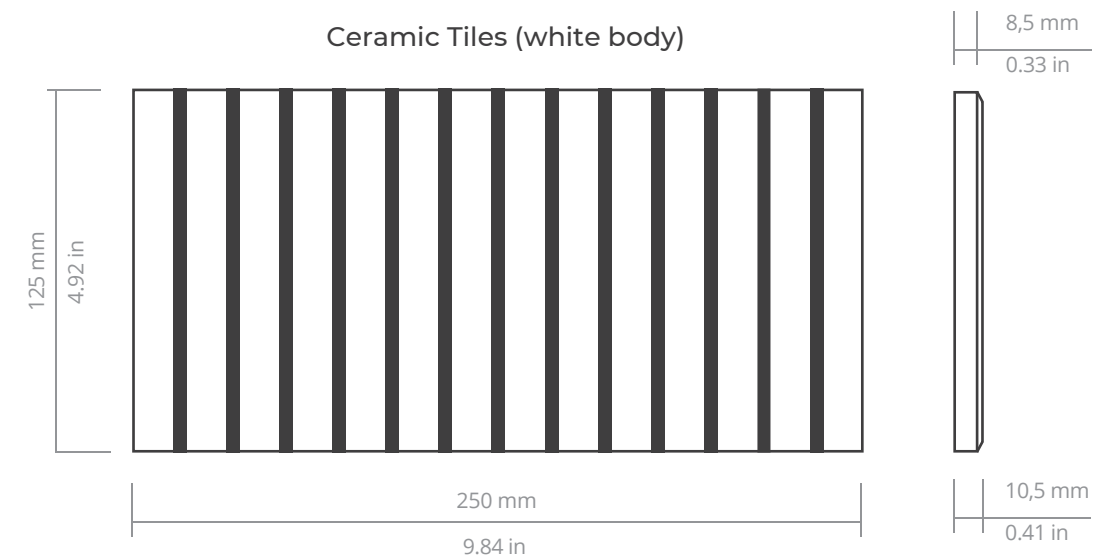
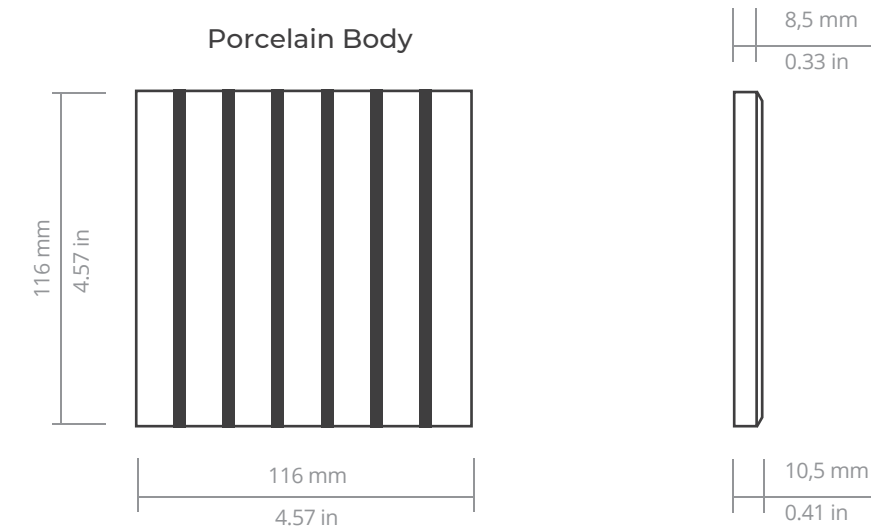
◀ **SB Royal Green**
Fayenza Square Royal Green

Model	Format (cm)	Pieces / Box	Kg / Boz	m ² / Box	Boxes / Pallet	m ² / Pallet
SB (PORCELAIN BODY)	11,6X11,6 cm	30	9,073 kg	0,400 m ²	95	38,000 m ²
SB (WHITE BODY)	12,5x25 cm	14	7,35 kg	0,438 m ²	138	60,444 m ²









Model	Format (in)	Pieces / Box	Lb / box	sq ft / Box	Boxes / Pallet	sq ft / Pallet
SB (PORCELAIN BODY)	4.6"x4.6"	30	20.002 lb	4.306 ft ²	95	409.07 ft ²
SB (WHITE BODY)	5"x10"	14	16,20 lb	4.715 ft ²	138	650.67 ft ²









Price code

MODEL / MODELO	PRICE CODE / CODIGO TARIFA
SB BISCUIT MATT, TAN MATT & WHITE GLOSS	W32
SB TURQUES GLOSS, HONEY GLOSS, OLIVE GLOSS, TEAL GLOSS & INDIGO GLOSS	W41
SB WHITE MATT, SAND MATT, GREY MATT, BLUSH MATT, SAGE MATT, TEAL MATT & BERRY MATT	W32
SB DEEP WHITE, GREIGE, MINERAL GREY, CORAL, FERN, ROYAL GREEN, PEACOCK BLUE & EBONY	W32



WARNING!
The size of the piece may vary depending on the colour. We do not recommend using compositions that mix different colours.

Porcelain tiles with water absorption B Ia ≤ 0,5% for interior and exterior floors and walls.		
FEATURES	SPECIFICATION	NORMA
 Dimensional Features	116 mm +/- 0,6% x 116 mm +/- 0,6%	UNE-EN ISO 10545-2:1998
 Water absorption	≤ 0,5%	UNE-EN ISO 10545-3:1997
 Modulus of rupture and breaking strength	Minimum 35 N/mm ² Individual Minimum 32 N/mm ²	UNE-EN ISO 10545-4:2012
 Crazing resistance	Pass	UNE-EN ISO 10545-11:1997
 Household products resistance	GA	UNE-EN ISO 10545-13:1998
 Chemical resistance	GHA (Matt & White Gloss) GLB (Gloss) GHB (Gloss)	UNE-EN ISO 10545-13:1998
 Stain resistance	5	UNE-EN ISO 10545-14:1998
 Porcelain Body	-	

Technical features for Dry-Pressed ceramic tiles with water absorption BIII (Eb >10%)		
FEATURES	SPECIFICATION	NORMA
 Dimensional Features	125 mm +/- 0,75 mm x 250 mm +/- 0,75mm	UNE-EN ISO 10545-2:1998
 Water absorption	>10%	UNE-EN ISO 10545-3:1997
 Modulus of rupture and breaking strength	Thickness ≥ 7,5 mm minimum 12 N/mm ² Thickness < 7,5 mm minimum 15 N/mm ²	UNE-EN ISO 10545-4:2012
 Crazing resistance	Pass	UNE-EN ISO 10545-11:1997
 Household products resistance	GA	UNE-EN ISO 10545-13:1998
 Chemical resistance	GHA	UNE-EN ISO 10545-13:1998
 Stain resistance	5	UNE-EN ISO 10545-14:1998
 White Body	-	



WARNING!

To ensure correct alignment of the joints, we recommend that all pieces be placed in the same direction. To do this, on the back of the piece there is an arrow that indicates the orientation of the piece.

WAREHOUSING

In order to guarantee the characteristics of the finish the product must be kept in its original packaging until the time of fixing. If the product is likely to be stored for a long period of time it should be suitably covered.

TILE FIXING

To ensure the products adhere correctly to the surface, it is essential to use specific adhesive and grouting material. This must also be suitable for the environment they will have to withstand. Fitting with traditional mortars does not ensure good adhesion.

Due to the nature of the material there may be dimensional variations between pieces. Therefore, all types of joints must be planned and carried out correctly: structural, perimeter, expansion and installation joints. Fitting tiles without joints is not advisable from any technical point of view as this may lead to various problems.

For an optimal result that enhances the mosaic effect, we recommend using 1,5 mm (0.06") of joint, as well as a joint color that contrasts with the tone of the piece.

We do not recommend using a grout color similar to the piece.

MAINTENANCE AND CLEANING

Once the material has been fitted, it is advisable to remove any remaining adhesive and grouting material by using a commercial descaling product designed especially, diluted with water. The descaling product must not remain in contact with the surface to be cleaned for more than 5 minutes.

As a general guideline, powder detergents should not be used, not wire wool or abrasive materials. Generally a sponge will be sufficient with warm water and liquid neutral soap. Then rinse with plenty of clean water.

WARNING!

Due to the glaze specifications of colours: SB Turques Gloss, SB Honey Gloss, SB Olive Gloss, SB Teal Gloss and SB Indigo Gloss; It is strongly recommended to avoid using these products on kitchen countertops or any other surface where the tiles might be in contact with food.